

Year 6 learning from home





Dear parents/carers,

These activities are designed to keep children busy and enjoying learning, while providing flexibility for parents.

We realise that the family will need to share laptops or mobiles so only plan to do what you can. Everyone's homes are different so the activities we suggest are just a guide to help. We recognise that parents may be working, caring for sick family members or looking after little ones so choosing activities is up to you. We do not expect parents to be teachers and we are not going to be checking up to see how much work has been done!

The activities guide you and your child to be able to learn together or on their own.

		Morning		Afternoon
18 May – 22 May 2020		Every morning Activities <ul style="list-style-type: none"> There are 4 activities suggested for the start of every day. The 4 activities are the same every day for this week Practising and repeating daily, helps with routines and helps you to remember learning. 	Activity of the Day <ul style="list-style-type: none"> There is 1 daily activity suggested. The daily activity is different every day. 	Activities <ul style="list-style-type: none"> Choose any activities from the suggestions below.
Monday	Warm Up <ul style="list-style-type: none"> Daily half-hour PE/fitness session with Joe Wicks. Live at 9 am every day but can be watched at any time. Click here Or you can do the press-up challenge! Challenge yourself to see how many press-ups you can do. See if you can improve a little every day. 	Monday Activity - Writing Acrostic poems have a topic word hidden in the first letter of each line. You can look for the poem's theme by reading the first letters vertically. They do not have to rhyme. Have a look at the example and they try and write your own acrostic poem about any topic.	Gigantic flames Remember 1666 Every child knows Ash floated everywhere Thousands of homes destroyed Flames all around Inside the bakery Red sky Everything covered in soot Over the city From house to house Lots of people escaped On foot, by boat and carriage Nearly every house Demolished On Pudding Lane – Help! Help! But Not many people died.	Oak National Academy  <p>Choose 'Year 6' then find the foundation lesson for the day. Click on the lesson title and then click 'Start lesson' You can pause and re-watch the video as many times as you need to help you understand!</p>

Tuesday

Activity 1 - Reading

- Choose a book to read. This may be one from home or online on [Oxford Owl](#).



- You can read by yourself or you can read to an adult.

Activity 2 - English [Oak National Academy](#)

Choose [Year 6](#) then find the English lesson for the day. Click on the lesson title and then click 'Start lesson'. You can pause and re-watch the video as many times as you need to help you understand!



Activity 3 - Maths [Oak National Academy](#)

Choose [Year 6](#) then find the maths lesson for the day. Click on the lesson title and then click 'Start lesson'. You can pause and re-watch the video as many times as you need to help you understand!



Times tables

Practise your times tables up to 12 x 12. You can do this by chanting them, writing them down or using [Hit The Button](#)!



Tuesday Activity – [Top of the Beanstalk](#)



Think of as many words as you can from looking at this picture.

Question time!

- Has the giant seen Jack?
- How might Jack feel at this moment?
- Would you rather be the giant or Jack?
- Would you rather be a giant in a land of humans, or a human in a land of giants?
- What/who else lives in the land of the giants?
- Why do giants live apart from humans?

Wednesday Activity – Science Odd One Out



Look at the images above. Come up with as many similarities and differences as you can.

Think about:

- appearance
- what they do
- where they might be found

Then decide which one you think is the odd one out and why. There is no right or wrong answer.

Bitesize Daily

BBC iPlayer and the Red Button are hosting daily lessons.

You may be able to do these on a device or on a television. You can also do other lessons across lots of subjects [here](#).



LGfL - [Click here](#)

Here you can find lots of resources such as purple mash, espresso, busy things and J2e [This video shows you how to log in.](#)



Maths

Login to the online resource [Times Table Rock Stars](#) to practice your multiplication skills!



Complete the activities which have been set on [mathletics](#)



Geography

[Click here for Oddizzi](#)

You can learn lots about places around the world. Take the weekly quiz and see how much you know!




Wednesday

Thursday

Activity 4

Learn how to spell these words by practising every day.



Words to practise

persuade
physical
prejudice
privilege
profession
programme
pronunciation
queue
recognise

Friday

Use these Steps to Success to help you. Remember to ...

- Look at the word.
- Say the word.
- Cover the word
- Write the word.
- Check the word.



At the end of the week, ask a family member to test you, or give yourself a test.

If you are not sure what the words below mean, [click here to use an online dictionary](#) to find the definitions.

Once you have learned the words, write 10 sentences using at least 1 of the spelling words in each sentence. Remember to use capital letters and the correct punctuation.

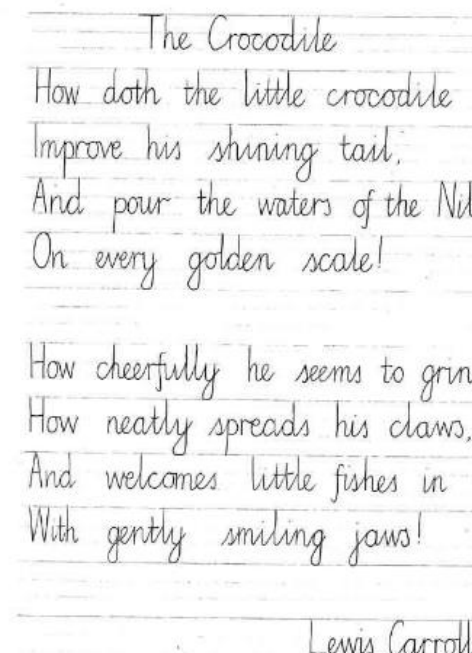
Example: It is good to do some physical activity.

Thursday Activity – Handwriting



Copy out the poem.

Focus on your joins and letter sizes.



The Crocodile
How doth the little crocodile
Improve his shining tail,
And pour the waters of the Nile
On every golden scale!

How cheerfully he seems to grin,
How neatly spreads his claws,
And welcomes little fishes in
With gently smiling jaws!

Lewis Carroll

Friday Activity - Music

If you **don't** have your violin use your imaginary violin or the violin you made [Click here](#) if you **do** have your violin.



Aim – To be Confident Playing Low 2s on the D and A Strings with bow

Warm Up

Physical Warm up – [click here](#)
Violin Warm Up – [click here](#)

Recap

A Minor Mini Scale – [click here](#)
D Minor Mini Scale – [click here](#)

Main Task

Easy Streets Tune – [click here](#)
Easy Streets Accompaniment – [click here](#)
Challenge Billie Jean – [click here](#)
Theory Recap A String Quizlet – [click here](#)
Listening Activity – [click here](#)

Art – [Visit the Tate Gallery](#) for creative ideas and quizzes.

Have a go at one of these [drawing tutorials](#).



Music

Can you compose your own piece of music? [Click here](#)

French

Busy Things French - Log in to [my.uso.im](#) to practise your French words through some games.

Computing

Do some coding with the Camden Learning Centre [Click here](#)



Learn to type – Start at Lesson 1 [Click here](#)



[Click here](#) to find lots of practical

activities to develop your computing without needing to sit at a computer.



Story time

Watch a range of famous authors read stories [Click here to choose a story](#)



Assembly

Assembly at school is a time for us all to come together. We can't all be together at the moment but the Oak National Academy are giving an assembly each week by video where we can all share in watching the same message. You can find the weekly assembly on the page alongside your usual daily lessons. Or you can [click here](#) to choose the assembly.



Wellbeing – Keeping our mind and body healthy

[Click here](#) to explore the 'calm zone'. Try some of the breathing exercises, activities, games and videos



[Click here](#) to find out tips to help with being in lockdown and what to do if you are worried.

[Click here](#) for Super Movers – Curriculum linked resources to get moving while you learn.



[Click here](#) to explore the PE Hub. It is full of lots of simple activities and exercise that you can do at home.



[Click here](#) for Cosmic Kids Yoga. Join in with free yoga and mindfulness videos for children.



[Click here](#) to visit the Change 4 Life website and join in with their fun Disney-themed '10 minute shake up' games!



from **change4life** with **Disney**