




Year 5 learning from home

Dear parents/carers,

These activities are designed to keep children busy and enjoying learning, while providing flexibility for parents.

We realise that the family will need to share laptops or mobiles so only plan to do what you can. Everyone's homes are different so the activities we suggest are just a guide to help. We recognise that parents may be working, caring for sick family members or looking after little ones so choosing activities is up to you. We do not expect parents to be teachers and we are not going to be checking up to see how much work has been done!

The activities guide you and your child to be able to learn together or on their own.

	Morning		Afternoon
<p>11 May – 15 May 2020</p>	<p>Every morning Activities</p> <ul style="list-style-type: none"> • There are 4 activities suggested for the start of every day. • The 4 activities are the same every day for this week • Practising and repeating daily, helps with routines and helps you to remember learning. 	<p>Activity of the Day</p> <ul style="list-style-type: none"> • There is 1 daily activity suggested. • The daily activity is different every day. 	<p>Activities</p> <ul style="list-style-type: none"> • Choose any activities from the suggestions below.
<p>Monday</p>	<p>Warm Up</p> <ul style="list-style-type: none"> • Daily half-hour PE/fitness session with Joe Wicks. Live at 9 am every day but can be watched at any time. Click here • Or you can do the squat challenge! Challenge yourself to see how many squats you can do. See if you can improve a little every day. 	<p>English Activity</p> <p>Use your learning from Beowulf write your own legend.</p> <p>Your legend needs:</p> <ul style="list-style-type: none"> • A hero or heroine. • The hero or heroine needs to go on a quest • A special weapon that is used by the hero/heroine • A monster to defeat 	<p>Oak National Academy</p>  <p>Choose 'Year 5' then find the lessons for the day. Click on the lesson title and then click 'Start lesson' You can pause and re-watch the video as many times as you need to help you understand!</p>

Tuesday

Activity 1 - Reading

- Choose a book to read. This may be one from home or online on [Oxford Owl](#).



- You can read by yourself or you can read to an adult.

Activity 2 – Spelling

- Stay on Oxford Owl and play one of the spelling games.



Wednesday

- Or copy out these words from the Y5&Y6 spelling list and then put them into a sentence.

Nelson Handwriting

Words to practise

persuade
physical
prejudice
privilege
profession
programme
pronunciation
queue
recognise

Maths Activity

Amir has these digits cards.



He uses them to fill the frame below:



He makes a total that is more than three pounds but less than six pounds.

How many amounts can he make?

Order your amounts in ascending order.

Word Aware – [Top of the Beanstalk](#)



Think of as many words as you can from looking at this picture.

Question time!

- Has the giant seen Jack?
- How might Jack feel at this moment?
- Would you rather be the giant or Jack?
- Would you rather be a giant in a land of humans, or a human in a land of giants?
- What/who else lives in the land of the giants?
- Why do giants live apart from humans?

Bitesize Daily

BBC iPlayer and the Red Button are hosting daily lessons.



You may be able to do these on a device or on a television.

You can also do other lessons across lots of subjects [here](#).


Wellbeing

Explore the '[calm zone](#)'. Try some of the breathing exercises, activities, games and videos

To find out tips to help with being in lockdown and what to do if you are worried. [Click here](#)

PE

Explore the [PE Hub](#).



It is full of lots of simple activities and exercise that you can do at home. There are even handy little videos to help.

Geography

Complete the KS2 week 6



['Global Knowledge'](#) - World Explorer Weekly Challenge.

Thursday

Activity 3 – Handwriting

- Practice writing some of the spellings from the Y5&Y6 spelling word list. [Click here.](#)
- Or copy out a paragraph from a story using your best handwriting. Focus on your joins and letter sizes.

Activity 4 - Maths

- Watch the video lesson for the day on White Rose Maths – [Click here](#)
- Then click on Get the Activity to answer some questions.
- You can watch the video as many times as you need to help you understand!



Friday

Times tables

Practise your times tables up to 12 x 12. You can do this by chanting them, writing them down or using [Hit The Button!](#)



Science Activity – Odd One Out



Look at the images above. Come up with as many similarities and differences as you can. Think about:

- appearance
- what they do
- where they might be found

Then decide which one you think is the odd one out and why. There is no right or wrong answer.

Music Activity – Brass

What to do if you don't have your instrument at home – [click here](#)



Before we start if your valves are sticky or trombone slide is a bit stiff here are some videos to help you fix it:

Trumpet – [click here](#)

Trombone – [click here](#)

Warm up

Mouthpiece warmup game – [click here](#)

Lets Begin Brass Warm Up – [click here](#)

Lesson:

Links to Material and backing tracking – [click here](#)

Trumpets - Limbo Rock – [click here](#)

Trombone (lower part) – Limbo Rock – [click here](#)

Trombone (higher part) – Limbo Rock – [click here](#)

Super Movers



Fun resources to get you moving whilst you learn. [Click here](#)

Computing

Do some coding with the Camden Learning Centre [Click here](#)



[Click here](#)

to find lots of practical activities to develop your computing without needing to sit at a computer.



Maths

Login to the online resource [Times Table Rock Stars](#) to practice your multiplication skills!



Complete the activities which have been set on [mathletics](#)



Story time

Watch a range of famous authors read stories



[Click here to choose a story](#)