




Year 5 learning from home

Dear parents/carers,

These activities are designed to keep children busy and enjoying learning, while providing flexibility for parents.

We realise that the family will need to share laptops or mobiles so only plan to do what you can. Everyone's homes are different so the activities we suggest are just a guide to help. We recognise that parents may be working, caring for sick family members or looking after little ones so choosing activities is up to you. We do not expect parents to be teachers and we are not going to be checking up to see how much work has been done!

The activities guide you and your child to be able to learn together or on their own.

		Morning		Afternoon
4 May – 8 May 2020		Every morning Activities <ul style="list-style-type: none"> There are 4 activities suggested for the start of every day. The 4 activities are the same every day for this week Practising and repeating daily, helps with routines and helps you to remember learning. 	Activity of the Day <ul style="list-style-type: none"> There is 1 daily activity suggested. The daily activity is different every day. 	Activities <ul style="list-style-type: none"> Choose activities from the suggestions below.
Monday	Warm Up <ul style="list-style-type: none"> Daily half-hour PE/fitness session with Joe Wicks. Live at 9 am every day but can be watched at any time. Click here Or you can do the Plank challenge! Challenge yourself to hold yourself in this position for as long as possible. See if you can improve a little every day. 	English Activity Use your learning from Flotsam to write either: <ul style="list-style-type: none"> a poem about an underwater world. a retell of the story a description of the underwater world 	Bitesize Daily BBC iPlayer and the Red Button are hosting daily lessons. You may be able to do these on a device or on a television. You can also do other lessons across lots of subjects here . 	

Tuesday

Activity 1 - Reading

- Choose a book to read. This may be one from home or online on Oxford Owl.



- You can read by yourself or you can read to an adult.

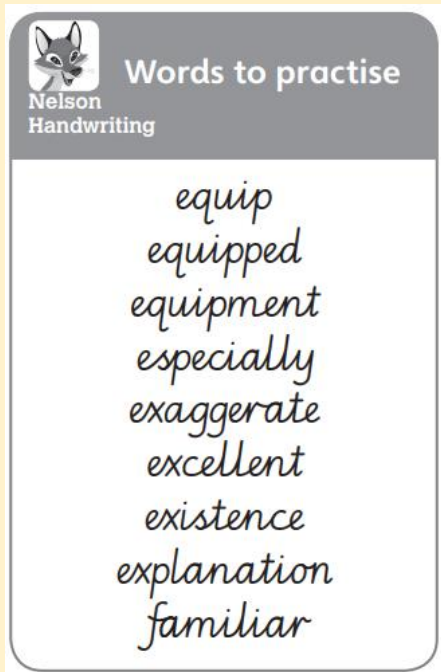
Wednesday

Activity 2 – Spelling

- Stay on Oxford Owl and play one of the spelling games.



- Or copy out these words from the Y5&Y6 spelling list and then put them into a sentence.



Words to practise

equip
equipped
equipment
especially
exaggerate
excellent
existence
explanation
familiar

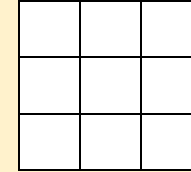
Thursday

Maths Activity

Draw a 3 x 3 box.

Challenge:

Can you add the digits 1-9 using each digit once so that all the rows, columns and diagonals add up to 15.

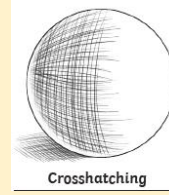


Art Activity

Experiment with drawing different textures on circles. Look at the examples below to help.



Hatching



Crosshatching



Stippling

Word Aware – Mr Wolf



Think of as many words as you can from looking at this picture.

Question time!

- Where is the person trying to escape Mr. Wolf? Who is he/she and why are they being chased?
- What kind of character do you think Mr. Wolf is?
- How do you think Mr. Wolf found the person? Why is he dressed in a suit?
- What is it like inside the tree? How is the person feeling?
- If you were inside the tree, how would you escape?

Oak National Academy



Explore the online lessons from the Oak National Academy. The [online classrooms](#) have lessons in a range of subjects. The lessons include videos and activities.

Computing

Do some coding with the Camden Learning Centre [Click here](#)



Use the BBC 'Own It' website to explore the ['Know your stuff'](#) section. Get tech-savvy with this information about Digital rights, terms and conditions and what to do if you have seen something upsetting online.

Maths

Login to the online resource [Times Table Rock Stars](#) to practice your multiplication skills!



Complete the activities which have been set on [mathletics](#)



Friday

Activity 3 – Handwriting

- Practice writing some of the spellings from the Y5&Y6 spelling word list. [Click here.](#)
- Or copy out a paragraph from a story using your best handwriting. Focus on your joins and letter sizes.

Activity 4 - Maths

- Watch the video lesson for the day on White Rose Maths – [Click here](#)
- Then click on Get the Activity to answer some questions.
- You can watch the video as many times as you need to help you understand!



Times tables

Practise your times tables up to 12 x 12. You can do this by chanting them, writing them down or using [Hit The Button!](#)



Music Activity - Brass

Aim for this lesson is to go over our 5 notes C,D,E,F,G and try and learn a new piece called Rocketship.



Before we start if your valves are sticky or trombone slide is a bit stiff here are some videos to help you fix it:

Trumpet – [click here](#)

Trombone – [click here](#)

Lesson 1 – [click here](#)

Links to material and backing track – [click here](#)

Lesson Outline:

Warm up game with Faye
Let's Begin Brass and go over notes with Sam
Trumpet parts for Rocketship with Sam
Trombone parts for Rocketship with Faye

Geography

Complete the KS2 week 5

'[Food and Farming](#)' - World Explorer Weekly Challenge.



Story time

Watch a range of famous authors read stories [Click](#)

[here to choose a story](#)

