

# Year 1 learning from home






Dear parents/carers,

These activities are designed to keep children busy and enjoying learning, while providing flexibility for parents.

We realise that the family will need to share laptops or mobiles so only plan to do what you can. Everyone's homes are different so the activities we suggest are just a guide to help. We recognise that parents may be working, caring for sick family members or looking after little ones so choosing activities is up to you. We do not expect parents to be teachers and we are not going to be checking up to see how much work has been done!

The activities guide you and your child to be able to learn together or on their own.

4 May – 8 May 2020	Morning		Afternoon
	Every morning Activities	Activity of the Day	Activities
	<ul style="list-style-type: none"> <li>There are 3 activities suggested for the start of every day.</li> <li>The 3 activities are the same every day for this week</li> <li>Practising and repeating daily, helps with routines and helps you to remember learning.</li> </ul>	<ul style="list-style-type: none"> <li>There is 1 daily activity suggested.</li> <li>The daily activity is different every day.</li> </ul>	<ul style="list-style-type: none"> <li>Choose activities from the suggestions below.</li> </ul>
Monday	<p><b>Warm Up</b></p> <ul style="list-style-type: none"> <li>Daily half-hour PE/fitness session with Joe Wicks. Live at 9 am every day but can be watched at any time. <a href="#">Click here</a></li> <li>Or you can hold yourself up using your arms like this.</li> </ul> <p>How long can you stay up for? Ask an adult to time you.</p> 	<p><b>Art</b></p> <p>Design your own monster. Be as creative as you can. You can draw it on paper, paint it, build it out of boxes, collage it or build it with Lego. Think carefully about the colours, shapes and sizes that you use. Give your monster a name!</p> 	<p><a href="#">Bitesize Daily</a></p> <p>BBC iPlayer and the Red Button are hosting daily lessons. You may be able to do these on a device or on a television.</p> <p>You can also do other lessons across lots of subjects <a href="#">here</a></p> 

## Tuesday

### Activity 1 – Phonics

[Click here for phonics lessons](#)



Time (am)

#### Set 1 sounds

Speed sounds 9.30

Word reading 9.45

Spelling 10.00

#### Set 2 sounds

Speed sounds and word reading 10.00

Spelling 10.15

#### Set 3 sounds

Speed sounds and word reading 10.30

Spelling 10.45

*The sessions will run at these times but will be saved on you tube for 24 hours so you can join in at any time*

## Wednesday

- Or you can practise reading and writing these sounds
- Can you write these words?  
seen, snow, look, start, toy, girl, bone, time



### Word Aware

Play in a pair or a group


#### I went shopping!

The aim is to get through the alphabet.

The first player says: "I went to the shops and I bought an apple."

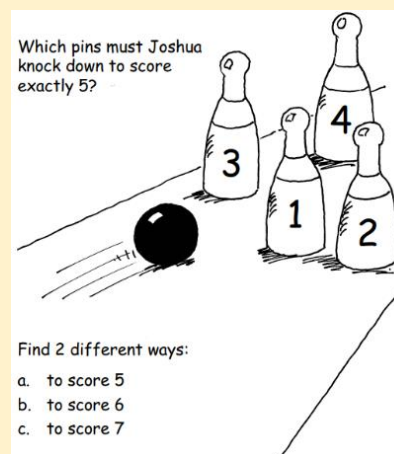
The next player says: "I went to the shops and I bought an **a**pple and a **b**anana."

Take it in turns to say what has been bought and add something beginning with the next letter in the alphabet.



### Maths

Complete this maths problem. If you have any old milk or drinks bottles you can make the skittles and play.



### [Oak National Academy](#)



Explore the online lessons from the Oak National Academy. The [online classrooms](#) have lessons in a range of subjects. The lessons include videos and activities.

Login to Purple Mash by clicking on the icon in [my.uso.im](#)



**Computing** - Do some coding with the Camden Learning Centre  
[Click here](#)



Complete the activities which have been set on [mathletics](#)



### Story time

Watch a range of famous authors read stories  
[Click here to choose a story](#)



## Thursday

### Activity 2 - Reading

- Choose a book to read.
- This could be one from home
- Or online on [Oxford Owl](#).
- You can read by yourself or you can read to an adult.



### Activity 3 - Maths

- Watch the video lesson for the day on White Rose Maths
- [Click here](#) to open White Rose Maths
- Then click on Get the Activity to answer some questions.
- You can watch the video as many times as you need to help you understand!
- Or you can practise counting in 2s, 5s and 10s. Count forwards and backwards.



2	4	6	8	10
12	14	16	18	20
22	24	26	28	30
5	10	15	20	25
30	35	40	45	50
55	60	65	70	75
10	20	30	40	50
60	70	80	90	100

## PSHE

We are all unique and all special.  
We are all different and like different things.  
Make a poster with your name on showing all of the things that you like and all the things that make you special.  
Make it as big and as bright as you can.



## Writing

Describe your monster. Use your art work to help you.  
You should describe what it looks like (hair, eyes, teeth, claws, fur) and what it likes to do.

Remember to use capital letters and full stops.



Monty the monster is big and hairy. He has green fur with purple spots. He has sharp teeth but he is a kind monster. He likes cuddling his friends and eating fruit.

Or listen to a RWInc storytime  
[Click here for 'Storytime with Nick'](#)

## Speed Sounds and words

[Click here to practise speed sounds](#)

[Click here for speedy green word reading](#)



## Geography



Login to Oddizzi and learn about different places

[Click here for Oddizzi](#)

Complete the KS1 week 5 challenge

[Click here for the Week 5 Challenge](#)

## Friday