

Reception learning from home






Dear parents/carers,

These activities are designed to keep children busy and enjoying learning, while providing flexibility for parents.


We realise that the family will need to share laptops or mobiles so only plan to do what you can. Everyone's homes are different so the activities we suggest are just a guide to help. We recognise that parents may be working, caring for sick family members or looking after little ones so choosing activities is up to you. We do not expect parents to be teachers and we are not going to be checking up to see how much work has been done!

The activities guide you and your child to be able to learn together or on their own.

	Morning		Afternoon
<p>27 April – 1 May 2020</p>	<p>Every morning Activities</p> <ul style="list-style-type: none"> • There are 3 activities suggested for the start of every day. • The 3 activities are the same every day for this week • Practising and repeating daily, helps with routines and helps you to remember learning. 	<p>Activity of the Day</p> <ul style="list-style-type: none"> • There is 1 daily activity suggested. • The daily activity is different every day. 	<p>Activities</p> <ul style="list-style-type: none"> • Choose activities from the suggestions below.
<p>Monday</p>	<p>Warm Up</p> <ul style="list-style-type: none"> • Daily half-hour PE/fitness session with Joe Wicks. Live at 9 am every day but can be watched at any time. Click here • Or you can do some of the stretches below. 	<p>English Activity</p> <p>Think about the animals that you see in the story 'The Gruffalo'  Mouse, owl, snake and fox</p> <p>Where do they all live? Draw a picture of the animals in the wood. Write a sentence about your picture.</p> <p>Once upon a time ...Can you tell your grown-up a story about an animal in the woods? Use your imagination!</p>	<p>Bitesize Daily BBC iPlayer and the Red Button are hosting daily lessons. You may be able to do these on a device or on a television.</p>  <p>You can also do other lessons across lots of subjects here</p>

Tuesday

Activity 1 – Phonics

Click here for phonics lessons	Time (am)
	
Set 1 sounds	
Speed sounds	9.30
Word reading	9.45
Spelling	10.00
Set 2 sounds	
Speed sounds and word reading	10.00
Spelling	10.15
Set 3 sounds	
Speed sounds and word reading	10.30
Spelling	10.45
<i>The sessions will run at these times but will be saved on you tube for 24 hours so you can join in at any time</i>	

Maths Activity

Use old boxes or bottles to make a game of skittles.

You need 5 bottles or boxes.


Stick or write the numbers 1-5 on them.

Stand them up.

Use a small ball or a pair of rolled up socks to knock them down.

Add up your score from the numbers you knocked down

(If you knock down 5 and 1, you score $5+1=6$)



[Oak National Academy](#)



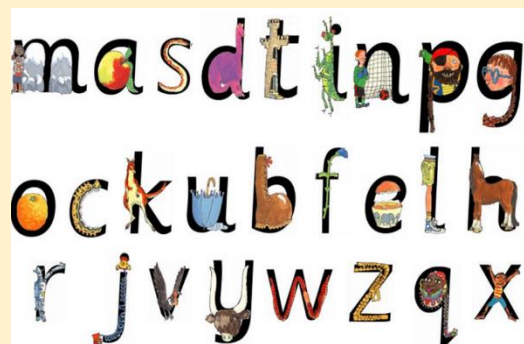
Explore the online lessons from the Oak National Academy. The [online classrooms](#) have lessons in a range of subjects. The lessons include videos and activities.

Listen to a story and join in with the games

[Click here to choose a story](#)

Wednesday

- Or you can practise reading and writing these sounds



Activity 2 - Reading

- Choose a book to read.
- This could be one from home
- Or online on [Oxford Owl](#).



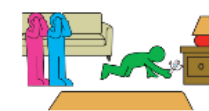
Understanding the World Activity

Find Forky!



Draw a picture of Forky.
Cut it out.

1 person hides Forky.
When they find Forky, everyone celebrates with 10 star jumps.
Now it's someone else's turn to hide Forky!



Draw a map of the best place Forky was hidden.

Singing – Sing along with some of your favourite songs and television characters.

[Click here for songs](#)


Login to Purple Mash by clicking on the icon in [my.uso.im](#)




Maths- watch a Numberblocks episode

[Click here for Numberblocks](#)

Thursday

- Or you could re read some of the 'Ditties' you read at school
[Click here to read the 'Ditty Stories'](#) 
- You can read by yourself or you can read to an adult.

Activity 3 - Maths

- Watch the video lesson for the day on White Rose Maths
[Click here for White Rose Maths](#) 
- Then click on Get the Activity to answer some questions.
- You can watch the video as many times as you need to help you understand!
 - Or you can practise writing numbers 1-20. Then cut them up, mix them up and put them back in the right order.



Art Activity



Design and make your own 'Forky'
What patterns will it have? Stripes, spots or stars? What colour will it be? Will it have long or short arms?
You could stick your design onto a plastic fork or draw it on paper and cut it out.

Word Aware


Play in a pair or a group
Don't say it!
Put some words into a bowl or a hat.
Mix them up.
Take it in turns to pick one.
Describe the word without saying the actual word. For example, it is an animal that had black and orange stripes.



mountain	crocodile	cornflakes
dinosaur	moon	baby
tree	spaceship	tiger

Speed Sounds

[Click here to practise your speed sounds and handwriting](#)



Dance- Join in and sing along with this fun dinosaur dance song

[Click here to join the Dino Dance!](#)

Friday