



Year 3 learning from home

Dear parents/carers,

These activities are designed to keep children busy and enjoying learning, while providing flexibility for parents.

We realise that the family will need to share laptops or mobiles so only plan to do what you can. Everyone's homes are different so the activities we suggest are just a guide to help. We recognise that parents may be working, caring for sick family members or looking after little ones so choosing activities is up to you. We do not expect parents to be teachers and we are not going to be checking up to see how much work has been done!

The activities guide you and your child to be able to learn together or on their own.

| | Morning | | Afternoon |
|---|--|--|--|
| <p>27 April – 1 May 2020</p> | <p>Every morning Activities</p> <ul style="list-style-type: none"> • There are 4 activities suggested for the start of every day. • The 4 activities are the same every day for this week • Practising and repeating daily, helps with routines and helps you to remember learning. | <p>Activity of the Day</p> <ul style="list-style-type: none"> • There is 1 daily activity suggested. • The daily activity is different every day. | <p>Activities</p> <ul style="list-style-type: none"> • Choose activities from the suggestions below. |
| <p>Monday</p> | <p>Warm Up</p> <ul style="list-style-type: none"> • Daily half-hour PE/fitness session with Joe Wicks. Live at 9 am every day but can be watched at any time. Click here • Or you can do some of the stretches below.  | <p>English Activity</p> <p>Use your learning and ideas from The Wolves in the Walls or The Frog Prince and write a report about an animal</p> <p>Things to think about for your report:</p> <ul style="list-style-type: none"> • What is your animal? (e.g. wolf, frog, hedgehog, gorilla, something else) What does it look like? • Habitat Where does it live? (in water, mountains, gardens) • Diet What does it eat? (e.g. other animals? Fruit? Insects?) • Interesting facts What makes the animal special? (e.g. strong jaws, lives in and out of water, has spines on its body) | <p>Bitesize Daily BBC iPlayer and the Red Button are hosting daily lessons.</p> <p>You may be able to do these on a device or on a television.</p> <p>You can also do other lessons across lots of subjects here.</p>  |

Tuesday

Activity 1 - Reading

- Choose a book to read. This may be one from home or online on [Oxford Owl](#).



- You can read by yourself or you can read to an adult.

Activity 2 – Spelling

- Stay on Oxford Owl and play one of the spelling games.



- Or copy out these words from the Y3&Y4 spelling list and then put them into a sentence

Words to practise

accident
 accidentally
 actual
 actually
 address
 answer
 appear
 arrive
 believe

Activity 3 – Handwriting

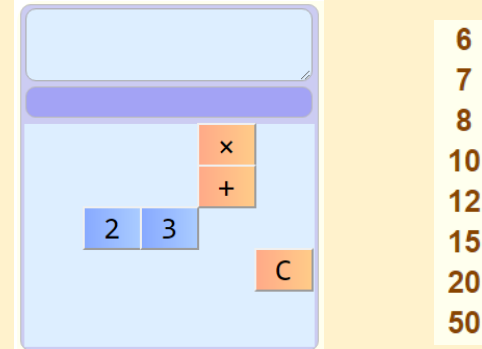
- Use the Y3&Y4 spelling word list to practise handwriting. [Click here](#).

Wednesday

Thursday

Maths Activity

Sam's calculator got smashed, but some of it still works. Can you help Sam get the answers on the right using the buttons available?



You can play more 'Broken Calculator' [here](#)

Art Activity

Draw around your hand with a pencil and then turn the shape into an animal (eg a peacock, an octopus, a spider, a jellyfish)



Word Aware – Vocabulary Game

Choose a category in the table.

| | | |
|---------|----------------|---------------|
| Animals | Clothes | Furniture |
| Sports | Countries | Shops |
| Films | T.V programmes | Famous people |

Then take it in turns to say something that belongs in that category. For example, furniture- table, chair, bed, drawers.

Oak National Academy



Explore the online lessons from the Oak National Academy. The [online classrooms](#) have lessons in a range of subjects. The lessons include videos and activities.

Computing

Do some coding with the Camden Learning Centre [Click here](#)



Use the BBC 'Own It' website to explore the ['Phone FOMO'](#) section. This is about balance your online and offline lives.

Maths

Login to the online resource [Times Table Rock Stars](#) to practise your multiplication skills!



Complete the activities which have been set on [mathletics](#)



Friday

- Or copy out a paragraph from a story using your best handwriting. Focus on your joins and letter sizes.

Activity 4 - Maths

- Watch the video lesson for the day on White Rose Maths
- – [Click here](#)
- Then click on Get the Activity to answer some questions.
- You can watch the video as many times as you need to help you understand!
- Or you can copy out your times tables on paper and chant them out loud.



Science activity

What is the same? What is different?

Look carefully at these animals and draw a table to list what is the same and what is different about them.



Think about:

- appearance
- what they do
- where they might be found

Geography

Complete the KS2 week 4

['World Up Close'](#)

'World Explorer Weekly Challenge'.



Story time

Watch a range of famous authors read stories [Click](#)

[here to choose a story](#)



French

Practise these numbers in French

[click here](#)

