

Year 3 learning from home






Dear parents/carers,

These activities are designed to keep children busy and enjoying learning, while providing flexibility for parents.


We realise that the family will need to share laptops or mobiles so only plan to do what you can. Everyone's homes are different so the activities we suggest are just a guide to help. We recognise that parents may be working, caring for sick family members or looking after little ones so choosing activities is up to you. We do not expect parents to be teachers and we are not going to be checking up to see how much work has been done!

The activities guide you and your child to be able to learn together or on their own.

	Morning		Afternoon
<p>20 April – 24 April 2020</p>	<p>Every morning Activities</p> <ul style="list-style-type: none"> • There are 4 activities suggested for the start of every day. • The 4 activities are the same every day for this week • Practising and repeating daily, helps with routines and helps you to remember learning. 	<p>Activity of the Day</p> <ul style="list-style-type: none"> • There is 1 daily activity suggested. • The daily activity is different every day. 	<p>Activities</p> <ul style="list-style-type: none"> • Choose activities from the suggestions below.
<p>Monday</p>	<p>Warm Up</p> <ul style="list-style-type: none"> • Daily half-hour PE/fitness session with Joe Wicks. Live at 9 am every day but can be watched at any time. Click here 	<p>English Activity</p> <p>Watch this clip called Catch It. It is about a group of meerkats who are looking after their special fruit in the middle of the savannah. One day a vulture disrupts them and wants to steal their special fruit. Will the meerkats be able to get it back?</p>  <p>Retell the story in your own words.</p>	<p>Login to Purple Mash by clicking on the icon in  my.uso.im</p> <p>There are activities to support learning across the whole curriculum from Reception to Year 6</p> <p>Art – Click here for videos and creative ideas for drawing.</p>

Tuesday


Activity 1 - Reading
Choose a book to read. This may be one from home or online on [Oxford Owl](#).



- You can read by yourself or you can read to an adult.



Activity 2 – Spelling

- Stay on Oxford Owl and play one of the spelling games.



Maths Activity

Jack and Dora each have some money.





They have the same amount left.


Dora spent £20

How much money did Jack have at the start?


Computing –
Learn to type
[Click here](#)



Do some coding with the Camden Learning Centre
[Click here](#)




Maths
Login to the online resource [Times Table Rock Stars](#) to practice your multiplication skills!




Wednesday

Activity 3 – Handwriting
Practice writing some of the spellings from the Y3&Y4 wordlist. [Click here.](#)


Activity 4 - Maths




Art activity
Look in a mirror at your own face. Use a pencil or a black pen to draw a self-portrait.



Complete the activities which have been set on [mathletics](#)



Music
Learn songs using [Sing Up](#)




Thursday

- Watch the video lesson for the day on White Rose Maths – [Click here](#)
- Then click on Get the Activity to answer some questions.
- You can watch the video as many times as you need to help you understand!

Geography Activity
Visit [Google Earth](#).
Using the search tool, search for our school. Click on the 2D button. You will now have a birds-eye view of the school.
On paper, draw a map of our school and the area around it. Shade or colour the roads. Label: the school, the playground, houses, flats, shops, trees, parks. Is there anything else you can see?

Geography
[Click here for Oddizzi](#)



You can learn lots about places around the world. Take the weekly quiz and see how much you know!

Story time Watch a range of famous authors read stories
[Click here to choose a story](#)

Friday

Word Aware



Don't say it!

Put some words into a bowl or a hat. Mix them up. Take it in turns to pick one. Describe the word without saying the actual word. For example, you could describe a tiger as "an animal that has black and orange stripes".

mountain	crocodile	cornflakes
dinosaur	moon	baby
tree	spaceship	tiger

Challenge: see how many words you can describe in 1 minute

French

Learn about French places and French culture. [Click here.](#)

PE

Learn all about health, fitness and wellbeing. [Click here.](#)